

# Front Cover PDF Submission Guidelines

## IMPORTANT NOTE:

We strongly advise you read the following guidelines carefully before submitting your book's "print-ready" PDF. Unfortunately WE DO NOT offer technical support or assistance with creating a "print-ready" PDF and reserve the right to reject a file which does not meet guideline standards.

## FRONT COVER GUIDELINES:

- ALL FONTS must be embedded in all PDF files.
- CROP MARKS: Please DO NOT include crop / printer / registration marks in a file. Marks included in a file could show up in printed copies.
- SPINE - *FreeChristianPublishing.com* will create your spine. The background will correspond with colors used on your cover. A basic font will be used that best matches the font used on your front cover. The *FreeChristianPublishing.com* logo will appear at the bottom of the spine.  
***\*Covers with a page count below 80 pages will not have text on the spine. A solid color will be used only that best corresponds with the colors used on your front cover.***
- SPOT COLORS/ICC PROFILES: Please do not include Spot colors or ICC profiles in your file as these can produce unexpected results during processing. ICC profiles applied to 100% black text often convert to a shade or percentage of gray (less than 100% black). This will result in text in your proof that is not solid black.

### Resolution:

Images that are less than 300 dpi may be rejected for higher-resolution submissions. (resolutions this low are considered too low in quality for printing)

### Color Space:

CMYK

### PDF producer:

Acrobat Distiller, Export from InDesign PDF/X-1A:2001 OR PDF/X-3:2002

### BLACK/RICH BLACK DENSITY :

We recommend a rich black with CMYK values = 60% Cyan / 40% Magenta / 40% Yellow / and 100% Black. CMYK total value should not exceed 240%. Elements should not be built in 'Registration' (100% of all colors). \*Files sent with densities higher than 240% may be rejected.

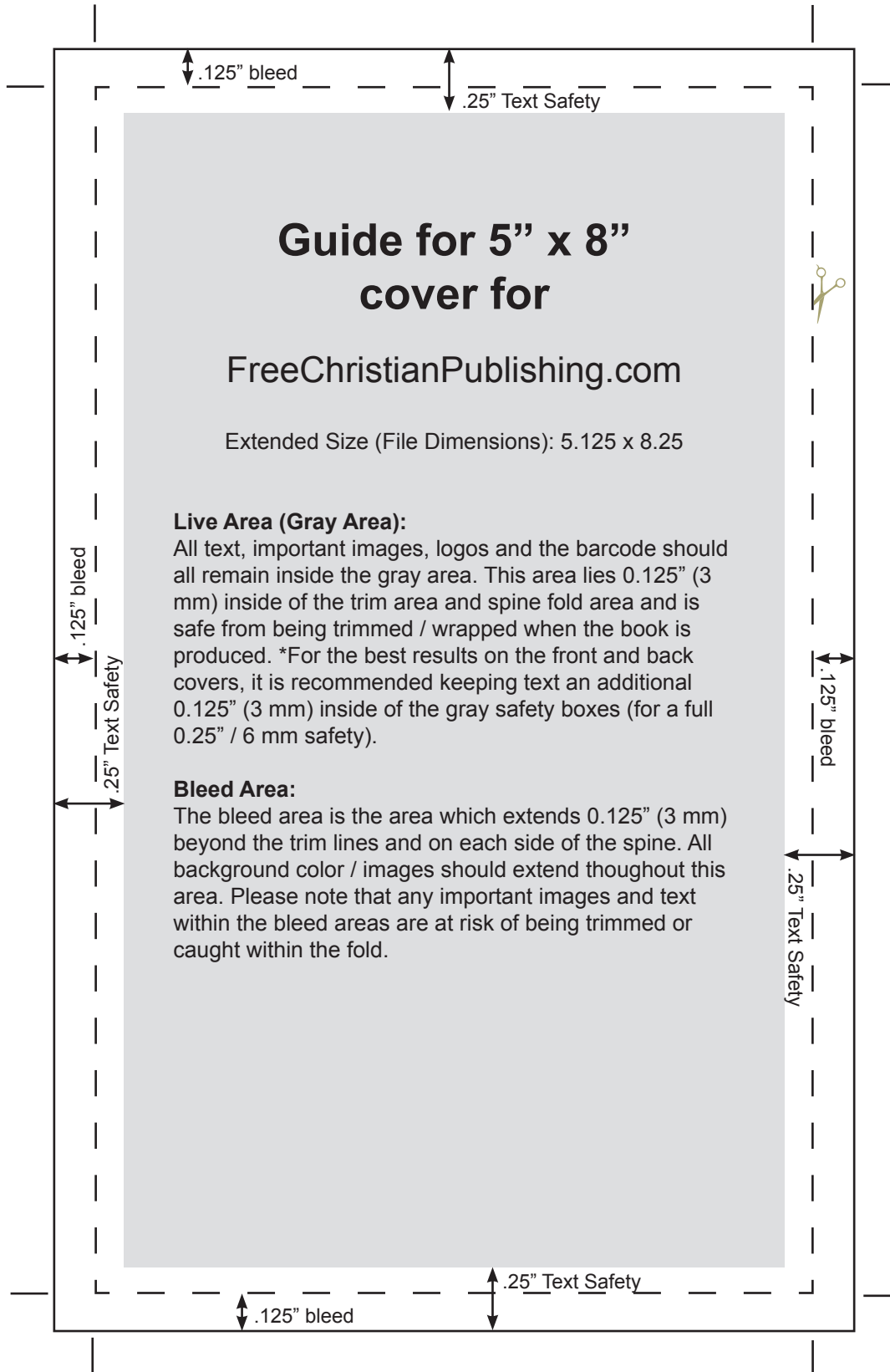
## Front Cover PDF Submission Guidelines

### **TRIM SIZES:**

Trim sizes currently available are:

Size	Trim Size	Paper Stock
Small	5 x 8	Crème
Small	5.5 x 8.5	Crème
Medium	6 x 9	Crème
Large	8.5 x 11	White

- If page count is less than 80 total pages, book will not have text on the spine.



# Guide for 5" x 8" cover for

FreeChristianPublishing.com

Extended Size (File Dimensions): 5.125 x 8.25

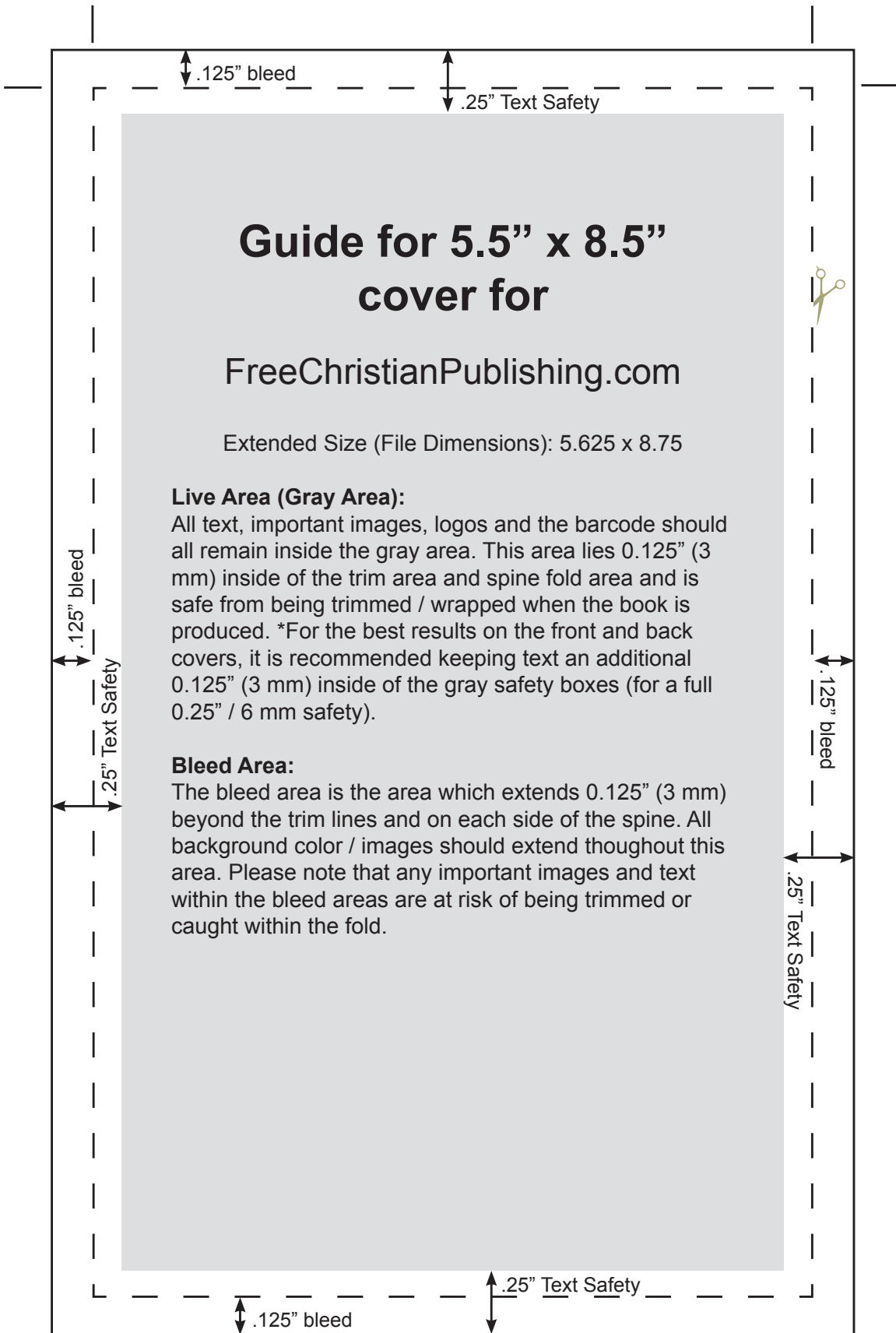
### Live Area (Gray Area):

All text, important images, logos and the barcode should all remain inside the gray area. This area lies 0.125" (3 mm) inside of the trim area and spine fold area and is safe from being trimmed / wrapped when the book is produced. \*For the best results on the front and back covers, it is recommended keeping text an additional 0.125" (3 mm) inside of the gray safety boxes (for a full 0.25" / 6 mm safety).

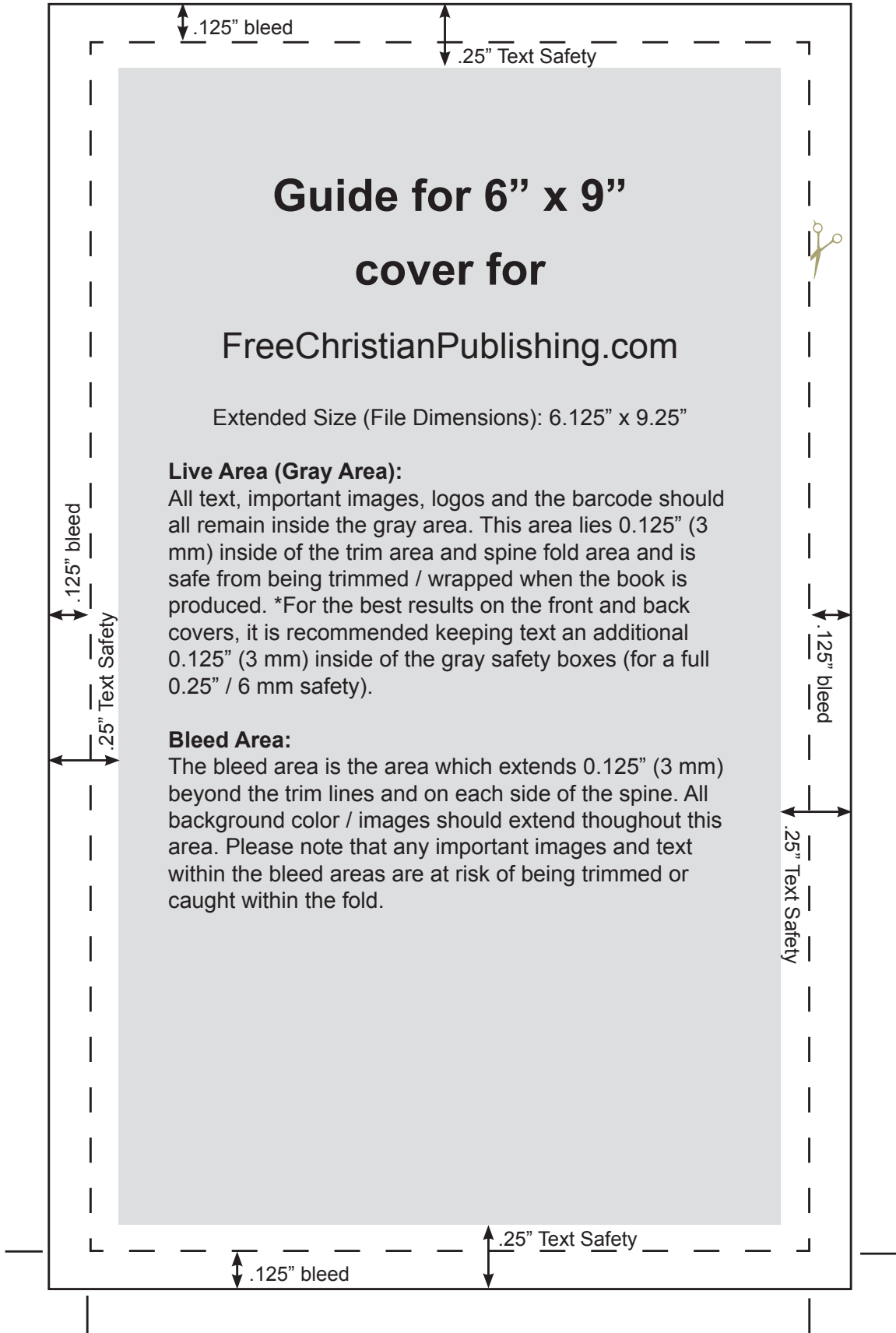
### Bleed Area:

The bleed area is the area which extends 0.125" (3 mm) beyond the trim lines and on each side of the spine. All background color / images should extend throughout this area. Please note that any important images and text within the bleed areas are at risk of being trimmed or caught within the fold.

— — — Trim Line



— — — Trim Line



# Guide for 6" x 9" cover for

FreeChristianPublishing.com

Extended Size (File Dimensions): 6.125" x 9.25"

### Live Area (Gray Area):

All text, important images, logos and the barcode should all remain inside the gray area. This area lies 0.125" (3 mm) inside of the trim area and spine fold area and is safe from being trimmed / wrapped when the book is produced. \*For the best results on the front and back covers, it is recommended keeping text an additional 0.125" (3 mm) inside of the gray safety boxes (for a full 0.25" / 6 mm safety).

### Bleed Area:

The bleed area is the area which extends 0.125" (3 mm) beyond the trim lines and on each side of the spine. All background color / images should extend throughout this area. Please note that any important images and text within the bleed areas are at risk of being trimmed or caught within the fold.



— — — Trim Line

# Guide for 8.5" x 11" cover for

FreeChristianPublishing.com

Extended Size (File Dimensions): 8.625" x 11.25"

## Live Area (Gray Area):

All text, important images, logos and the barcode should all remain inside the gray area. This area lies 0.125" (3 mm) inside of the trim area and spine fold area and is safe from being trimmed / wrapped when the book is produced. \*For the best results on the front and back covers, it is recommended keeping text an additional 0.125" (3 mm) inside of the gray safety boxes (for a full 0.25" / 6 mm safety).

## Bleed Area:

The bleed area is the area which extends 0.125" (3 mm) beyond the trim lines and on each side of the spine. All background color / images should extend throughout this area. Please note that any important images and text within the bleed areas are at risk of being trimmed or caught within the fold.



.125" bleed

.25" Text Safety

.125" bleed  
.25" Text Safety

.125" bleed  
.25" Text Safety

.125" bleed

.25" Text Safety

— — — — Trim Line



























